

# Northwest Educational Development

▶ Program Tour

For Washington and  
Oregon

# Overview



**NWED OFFERINGS**



**TEACHER  
CERTIFICATION**



**OREGON  
TEACHER  
RETOOLING**

Northwest Educational Development is committed to offering flexible and affordable options to earn and advance your teaching certificate. With online modules, year-round entrance, pay as you go formatting, our candidates have ownership over their programs. Our programs offer an alternate approach to certification specifically designed to allow non-traditional and underrepresented candidates to earn their certificate. With more than 30 partnership districts we serve candidates all over Washington and Oregon, with additional districts added each semester.

What Is  
NWED?



## Program Offerings

### **TEACHER CERTIFICATION**

- Earn your Washington Residency Certificate and transfer to Oregon
- For those candidates that are not already certified

### **TEACHER RETOOLING**

- Add an endorsement to your teaching certificate
- For candidates that already hold a Washington or Oregon state teaching certificate

The graphic features a large, vibrant red oval shape in the center. To its left, a dark grey, curved, brushstroke-like element sweeps upwards and then downwards. The background is white, adorned with several thin, light grey concentric circles and dashed lines that create a sense of depth and movement. The text is centered within the red oval.

# Teacher Certification

Earn Your Residency Certificate

# Program Costs

- \$9,900
- 20 paid modules (\$6,000) + field experience (\$3,900)
- Earn your residency certificate with a single content area endorsement


# Endorsements

- **Biology (5-12)**
- **Chemistry (5-12)**
- **Early Childhood Education (P-3)**
- **Elementary Education (K-8)**
- **English Language Arts (5-12)**
- **Mathematics (5-12)**
- **Social Studies (5-12)**
- **Special Education (P-12)**
- **World Languages (P-12)**

# Program Outline




**20 paid modules  
(module, quiz,  
assignment)**



**1 semester field  
experience**



**Field reflections**



**Assessments  
(WEST-B,  
NES/WEST-E)**



**Certification**



# What makes up a module?

**The Module:  
Gives you the  
information**

**The Quiz:  
Shows how well you  
remember the  
information**

**The Assignment:  
Illustrates you know  
how to apply that  
information to the  
field**

# The Field Experience

- **The field experience is a minimum of 1 full-time semester in the field.**
  - **Fall: September through end of January/early February**
  - **Spring: January through the end of the school year**
- **Candidates can complete their field experience in a traditional student teaching placement or, if they are on a conditional certificate, in their own classroom.**
- **Candidates in the field will be observed and mentored by NWED supervisors/coaches to help the development of best practices and to ensure candidates are meeting all state standards.**

- While in the field candidates complete 10 field reflections that help instill critical thinking skills into their everyday practice. NWED believes that all teachers must be able to reflect on their practice with the goal of improving their practice, identifying areas of improvement, overcoming unconscious bias, and developing a deeper understanding of their classroom community.

# Reflections

# Assessments

- WEST-B: Basic Skills
- NES/WEST-E/ACTFL: Content Tests

Endorsement	Test	Test Code	Assessment Title
Biology	NES	305	Biology
Chemistry	NES	306	Chemistry
Early Childhood Education	NES	101	Early Childhood Education
Elementary	NES	102	Elementary Education Subtest I
	NES	103	Elementary Education Subtest II
English Language Arts	NES	301	English Language Arts
Mathematics	NES	304	Mathematics
Social Studies	WEST-E	28	Social Studies
Special Education	WEST-E	70	Special Education
World Language	WEST-E	100	Designated World Languages
	ACTFL	OPI	Oral Proficiency Interview
	ACTFL	WPT	Written Proficiency Test

# Certification

- Once all program requirements are completed candidates are recommended to OSPI for certification. Candidates can then apply for their residency certificates. Oregon residents will then apply to transfer their Washington certificate to Oregon.

# Sample Schedule

## 1 Year Plan

(This is just an example. Every candidate's schedule is unique)

August - July		
<b>August</b>	<b>September</b>	<b>October</b>
<ul style="list-style-type: none"><li>• Complete application/Accepted to program</li><li>• Complete orientation module + 1 additional module</li></ul>	<ul style="list-style-type: none"><li>• Complete 3 modules</li><li>• Take/Pass NES/WEST-E (if not already completed)</li></ul>	<ul style="list-style-type: none"><li>• Complete 2 modules</li><li>• Sign up for Spring field placement</li></ul>
<b>November</b>	<b>December</b>	<b>January</b>
<ul style="list-style-type: none"><li>• Complete 2 modules</li></ul>	<ul style="list-style-type: none"><li>• Complete 2 modules</li><li>• Complete 1 field reflection</li></ul>	<ul style="list-style-type: none"><li>• Complete 2 modules</li><li>• Begin field placement</li><li>• Complete 3 field reflections</li></ul>
<b>February</b>	<b>March</b>	<b>April</b>
<ul style="list-style-type: none"><li>• Complete 2 modules</li><li>• Complete 4 field reflections</li></ul>	<ul style="list-style-type: none"><li>• Complete 2 modules</li><li>• Complete last 2 field reflections</li></ul>	<ul style="list-style-type: none"><li>• Complete 1 module</li></ul>
<b>May</b>	<b>June</b>	<b>July</b>
<ul style="list-style-type: none"><li>• Complete 1 module</li></ul>	<ul style="list-style-type: none"><li>• Complete 2 modules</li><li>• Complete PGP (professional growth plan)</li><li>• Complete portfolio</li></ul>	<ul style="list-style-type: none"><li>• Be recommended for certificate once all documentation and assignments have been received.</li></ul>

# Admissions Process



Complete the online application



Submit transcripts (unofficial copies are acceptable for review)



WEST-B or equivalent test scores (ACT, SAT, Praxis, etc.)



NES/WEST-E in your endorsement area (candidates can be considered for conditional admission prior to completing this requirement)



Complete an interview

# Candidate Feedback

- “I love how streamlined this program is. There is no mystery on how to get it done. Thank you!” M.N. (Completed 2017)
- “You have a very personalized program. It really fit my family’s needs. I could plan out what modules to take, when to take them, and how quickly I wanted to get done. That worked for me.” J.M. (Completed 2017)
- “Many people thought that I was crazy for leaving engineering and becoming a teacher, but it was hands down the best decision that I have ever made. I was up every day excited to go to work. This was all possible thanks to hard work and the help of NWED.” T.S. (Completed 2017)
- “I’m honored to share my experiences about NWED. I’m so appreciative of all the support and feedback I received during my coursework.” P.J. (Completed 2018)
- “NWED is the absolute best!” E.R. (Completed 2018)





# Apply Now

For additional information sign up for an [online information session](#) or contact:

Bree Van Horn, [vhbree@nwed.org](mailto:vhbree@nwed.org)



# Teacher Retooling

Adding an Endorsement to your  
Washington and Oregon Certificate

# Endorsement Options

**EARLY CHILDHOOD  
EDUCATION\***

**ELEMENTARY  
EDUCATION\***

**SPECIAL EDUCATION\***

**ENGLISH  
LANGUAGE ARTS**

**MATHEMATICS**

**SOCIAL STUDIES**

**BIOLOGY**

**CHEMISTRY**


**WORLD LANGUAGES**

**\*Washington Only**

# Program Outline

- **Open enrollment: Start anytime**
- **Candidate selection and notification:  
Continuous**
- **Candidate's complete online coursework,  
assessments and assignments**
- **Candidates also complete 5 field  
reflections**
- **A program supervisor observes the  
candidate and completes two field  
assessments**
- **Pass the NES/WEST-E test or the Oregon  
equivalent endorsement test**
- **Candidates are in their own classroom**

# Costs



- Each add-on endorsement costs \$3,500 or \$5,000 for two endorsements
- 10 month, no interest payment plan



# Entrance Requirements

- **Valid Oregon or WA Teacher Certificate**
- **Field Placement (current classroom or found placement)**
- **Official transcripts**
- **Completed Application**



▼ Apply Now!

---

For more information contact:  
Jim Mickel, [jim@nwed.org](mailto:jim@nwed.org) ▼